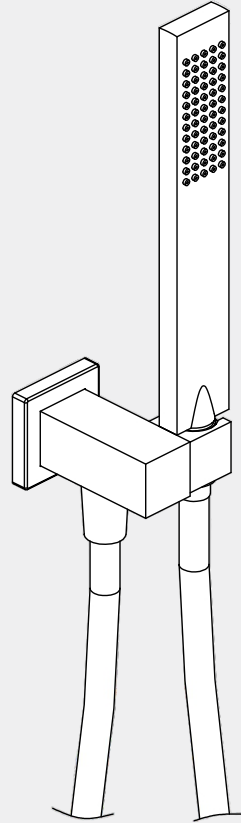


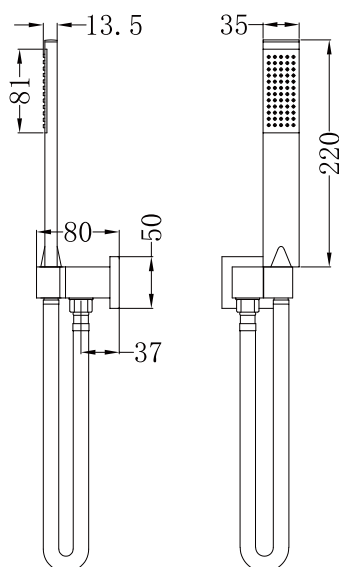
# Square Shower On Bracket

# Nero



Versions:202311

## Drawing



## Specifications

### SKU

NR309

### Watermark License

WM-060093

### Temperature Rating

Min 1°C-Max 75°C

### Pressure Rating

Min 150kpa - Max 500kpa

## Finish



Chrome  
NR309CH



Matte Black  
NR309MB

## Packaging Includes

1x Hand Shower ( Built- In Check Valve)  
1x Shower Hose  
1x Bracket

\*Dimensions are nominal measurements only.

# Installation Instruction

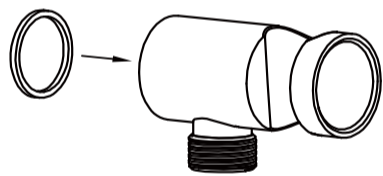
## Important

All products must be installed by licensed plumbers.

All pipework must be thoroughly flushed prior to installation, as foreign materials may block the flow regulating device and reduce the flow of water.

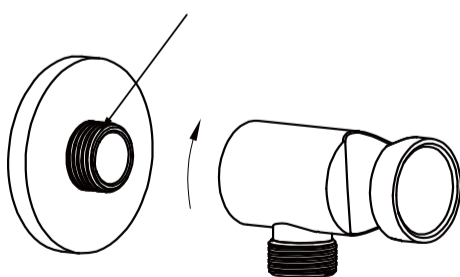


1. Apply thread sealant or teflon tape on the outlet thread.

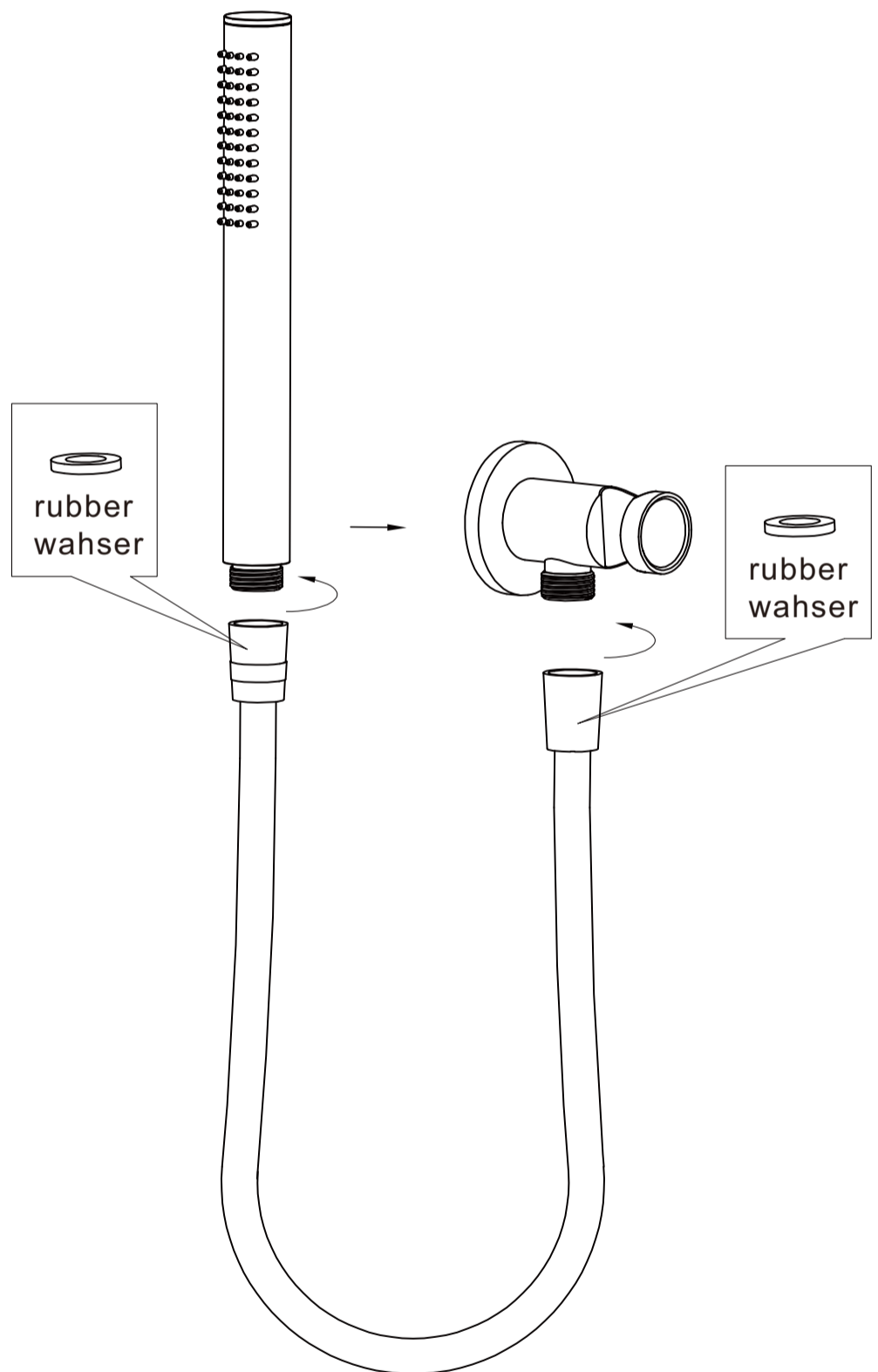


2. Put washer into bracket body.

Apply thread sealant or teflon tape



3. Pull back plate onto the outlet, and screw shower bracket body onto outlet.



4. Connect bracket and hand shower with hose. TEST & CHECK FOR LEAKS.

# Nero

info@nerotapware.com.au  
nerotapware.com.au

11-13 Buontempo Road  
Carrum Downs Vic 3201

