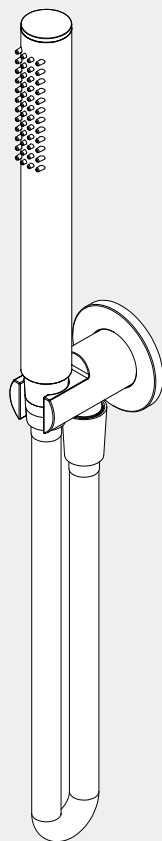


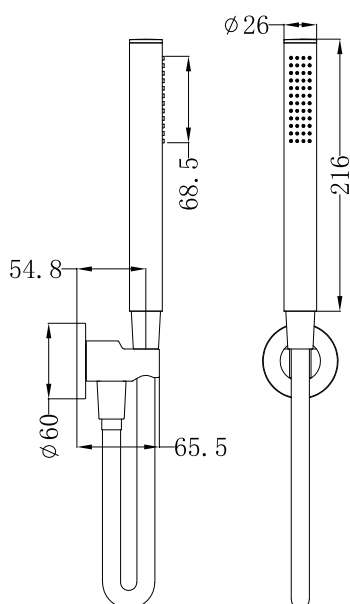
Slim Shower On Bracket

Nero



Versions:202311

Drawing



Specifications

SKU

NR307

Watermark License

WM-060093







Temperature Rating

Min 1°C-Max 75°C

Pressure Rating

Min 150kpa - Max 500kpa

Finish

 Chrome NR307CH	 Gun Metal NR307GM	 Brushed Bronze NR307BZ
 Matte Black NR307MB	 Brushed Gold NR307BG	 Brushed Nickel NR307BN

Packaging Includes

1x hand shower (built-in check valve)
1x 1.5m hose
1x bracket

*Dimensions are nominal measurements only.

Nero

Installation Instruction

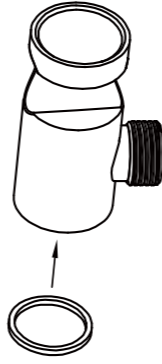
Important

All products must be installed by licensed plumbers.

All pipework must be thoroughly flushed prior to installation, as foreign materials may block the flow regulating device and reduce the flow of water.

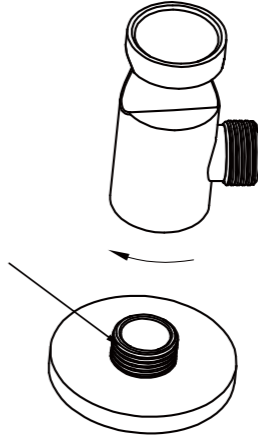


1. Apply thread sealant or teflon tape on the outlet thread.

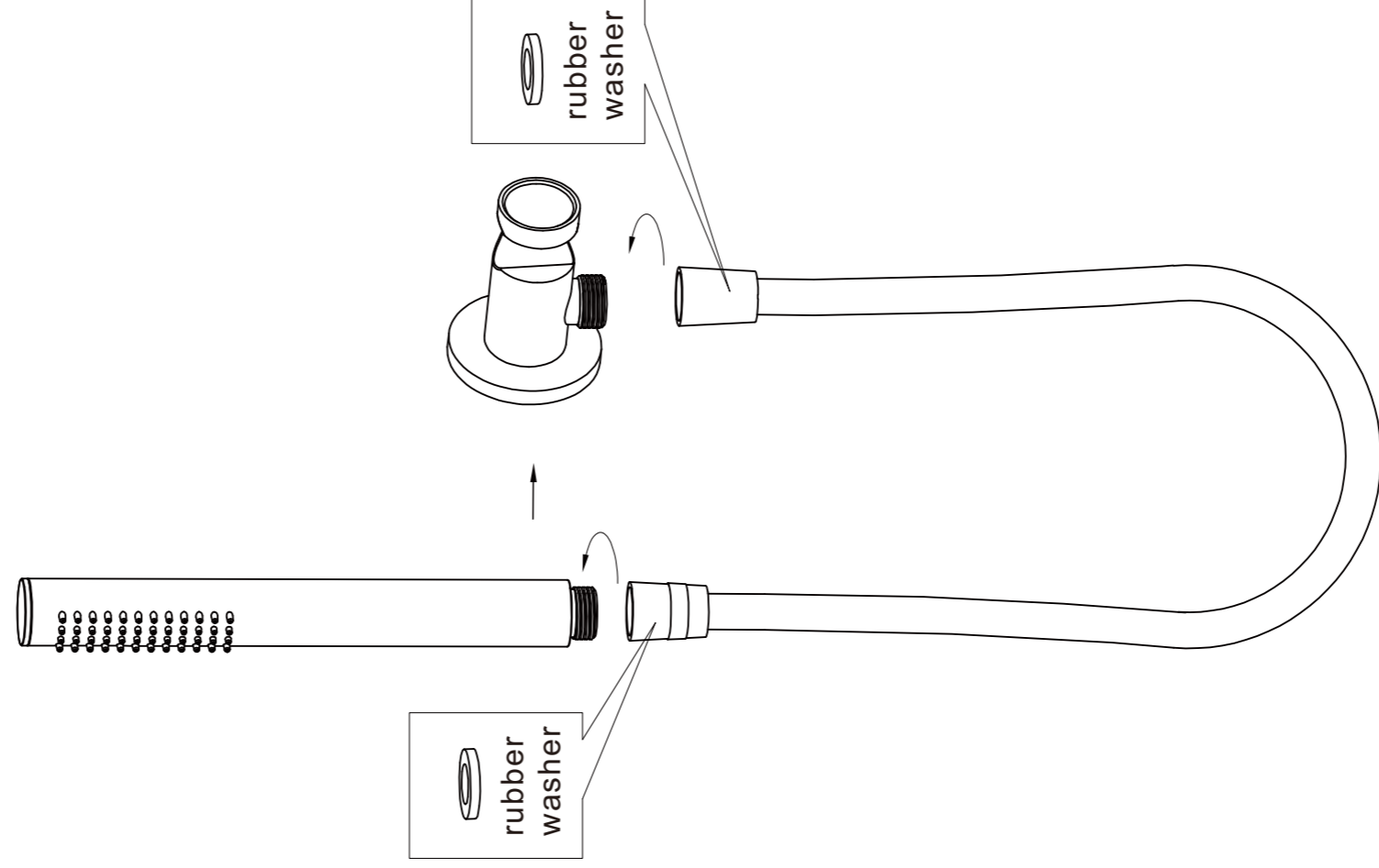


2. Put washer into bracket body.

Apply thread sealant or teflon tape



3. Pull back plate onto the outlet, and screw shower bracket body onto outlet.



4. Connect bracket and hand shower with hose.
TEST & CHECK FOR LEAKS.

Nero

info@nerotapware.com.au
nerotapware.com.au

11-13 Buontempo Road
Carrum Downs Vic 3201

